

International Journal of Advance Research in Computer Science and Management Studies

Research Article / Survey Paper / Case Study

Available online at: www.ijarcsms.com

Android Student Result Analyzing System (App Development)

Nivetha Shri. M¹

Master of Engineering

Department of computer science and Engineering
Avinashilingam University for Women
Coimbatore, India**Divya. R²**

Master of Engineering

Department of computer science and Engineering
Avinashilingam University for Women
Coimbatore, India

Abstract: *Android student result analysis system is software which is helpful for students as well as the colleges. In the system all the activities are done manually. It is very costly and time consuming. Our proposed system, students can analyze the result directly into the college server and views the mark using Android mobile. The data will be stored in the college server. When the internet connection is available, then the faculty can login into their college account and update the academic result.*

Keywords: *Android, Features, Student Result Analysis, System design, System Requirements.*

I. INTRODUCTION

Android student Result Analysis system is used for conducting the exams, analyzing the answers, calculate the grade and displaying the results. This system the students and the faculty to have an easy access for viewing the marks. The students can only view the marks if their student's authentications are correct. They do not have the permission to change or update the marks. All the process is done efficiently. This project mark analysis system using Android deals with the complete academic details of the Student. It comprises of the student Name, Roll no, Marks Obtained, Total, Average, Attendance Percent, Feedback. It can be accessed by the faculty who alone can change or update the marks of the students.

II. LIMITATION OF THE EXISTING SYSTEM

- Reports are generated manually using pen and paper.
- Analysis of performance is a tedious task.
- More error occurred
- More storage capacity
- Cost

III. IMPLEMENTATION OF THE PROPOSED WORK

The proposed work has to three modules 1.Student 2. Admin 3. Manager.

A. Student Module

In the student's module android mark analysis system, student need to register their roll no, registration number, student name, number of hours in whole semester for each student and attended hours for each student.

TABLE 1
Student Details

S. No.	Roll. No	Reg. No.	Student Name	Actual Hours	Hours Attended
1	10BIT001	1.01E+11	Siddhu	21	20
2	10BIT002	1.01E+11	Nive	21	20

B. Admin Module

In admin module maintains the details of the student on both internal and external exam details and their marks of the students.

TABLE 2
Mark Details

Roll. No	Reg. No.	Student Name	Mark
10BIT001	1.01E+11	Siddhu	95
10BIT002	1.01E+11	Nive	90

C. Manager Module

In the manager module the automatic calculation of rank and credit details for student based on the examination written by students by comparing with various files and students .If the highest mark who scored by each subject are ranked as first rank holder.

TABLE 3
Mark Details of External Exam

S. No.	Roll. No	Reg. No.	Student Name	Credit	Code	result
1	10BIT001	1.01E+11	Siddhu	S	C	PASS
2	10BIT002	1.01E+11	Nive	A	D	PASS

IV. SYSTEM REQUIREMENT**A. Hardware Requirements**

Processor : Pentium 2.4 GHz.

Hard Disk : 40 GB.

Ram : 2 GB.

B. Software Requirements

Operating system : Windows XP.

Coding Language : Java1.6 & PHP.

Tool Kit : Android 2.2.

IDE : Eclipse.

Backend : SQL server 2005.

V. FEATURES

- To generate an application to analyze the overall academic information of each student.
- Ability to insert and update student grades in individual subjects.
- Ability to calculate the student grade percentage for each subject.

- Ability to give better performance and less time consumption.
- All colleges can be benefited from this application.

VI. SYSTEM DESIGN

The application created for Android is user friendly. This allows faster access of data and also less memory storage capacity. In this system can easily edit the details of the student and delete a student when it found unnecessary. The student marks are added in the database and also students can view the marks whenever they want. Student need to register in student module it stores the information about students such as name, class, address, marks etc. Android mark analysis system automatically performs management of student details and calculation of student marks. In this diagram it shows the representation of user’s interaction with the system and depicting the specification of a dataflow diagram. The actor can be human or external system. In system engineering, Dataflow are used at higher level than within software engineering, often representing stakeholder goals.

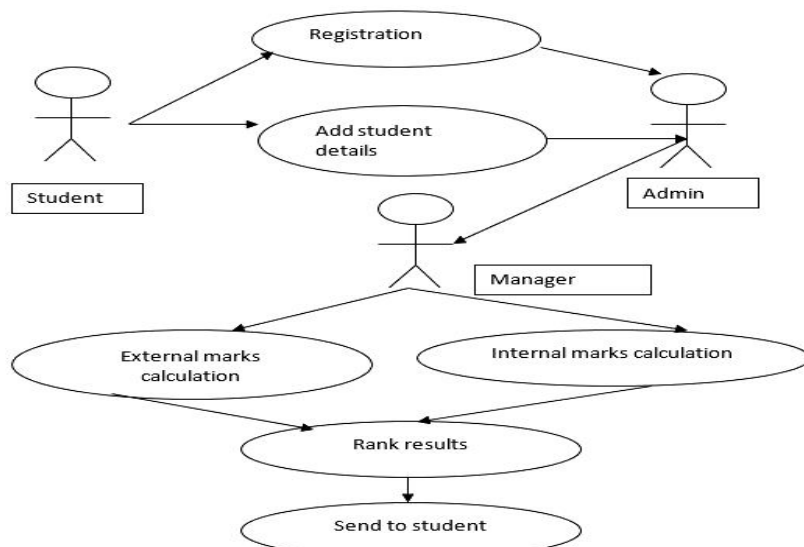


Fig 1 Dataflow diagram

VII. EXPERIMENTAL RESULTS

The system is very useful in tracking performance of the student in semester Exams and also very faster and efficient during the student result analyzing via Android.

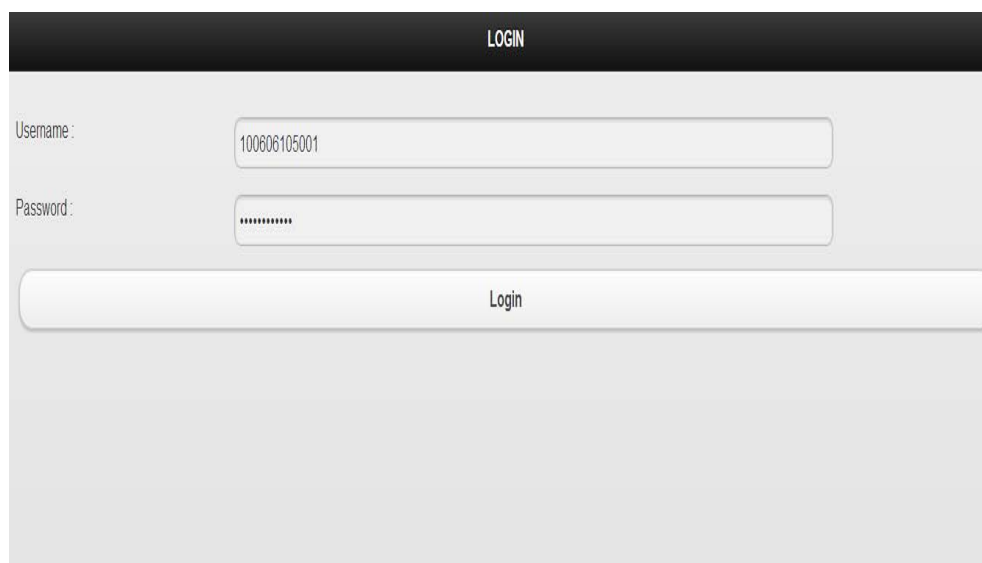


Fig 2 Login Page

Fig 2 shows the home screen of the application with “username” and “password” for registered student and faculty members.

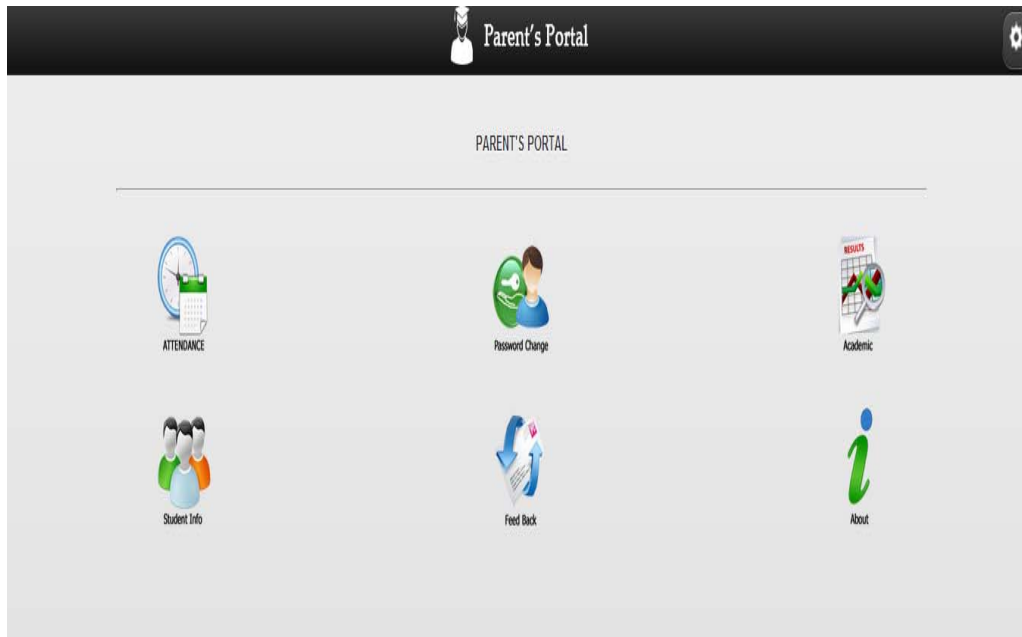


Fig 3 Student profile

Fig 3 shows the student profile consists of Academic, Attendance, Feedback, Change Password, and Student Information.

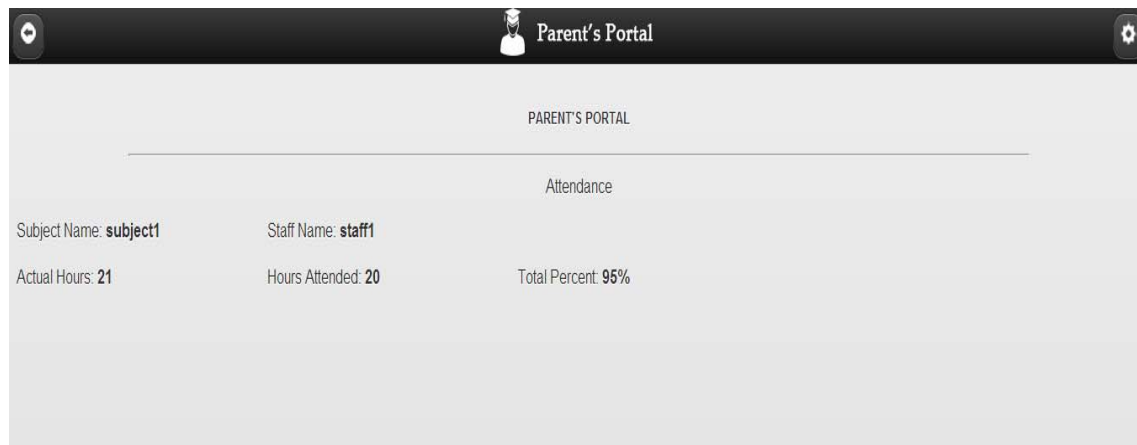


Fig 4 Attendance

Fig 4 shows the attendance for the students.



Fig 5 Semester

Fig 5 shows the "semester marks" for the students

The screenshot shows a mobile application interface titled "Parent's Portal". At the top, there is a header with a home icon on the left and a settings icon on the right. Below the header, the text "PARENT'S PORTAL" is centered. Underneath, there is a section titled "Student Info" which contains the following details: Department: CSE, Year: 1st Year, Name: student1, Roll No: 10BIT001, and Reg No: 100606105001.

Fig 6 Student Information
Fig 6 shows the student information

The screenshot shows the same "Parent's Portal" interface. Below the "Student Info" section, there is a section titled "Feedback". It contains a "To:" field with a dropdown menu showing "staff1", a "Subject:" text input field, and a "Feedback:" text area. At the bottom of the form is a large blue "Submit" button.

Fig 7 Feedback form
Fig 7 Students give a feedback to the Admin

VIII. CONCLUSION AND FUTURE ENHANCEMENT

It is an efficient method to store the student marks in the smart phone rather than wasting the paper. It also updates the students mark directly on the server reducing the faculty's time on logging from the computer. In future we implement this same framework to various online mark analysis for online test conducted by many fields.

References

1. Zinged, Laird Darning, G. Blake Mike, and Masumi Nakamura," Programming Android", Second Edition 2009.
2. Diego Torres Milano," Android Application Testing Guide", Packet Publishing, 2011
3. Wallace Jackson, "Learn Android App development", Third Edition, 2010.
4. Don Feeler, "Android Tablet Application Development For Dummies", john Wiley and Sons,2012
5. Android SDK | Android Developers <http://developer.android.com/sdk/index.html>
6. Kennedy," Raising test scores for all students", crowing press 2003.
7. Good lad," Teachers for our nation school", jossy-bass, 1993.